





TEKLA
potential³

Tekla BIMsight

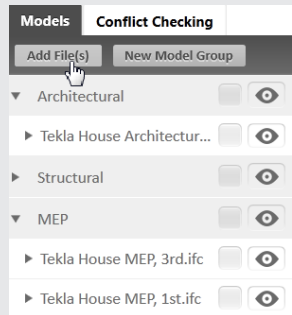
is a software tool for model-based project communication. Here's how you work with it:



Start Tekla BIMsight.

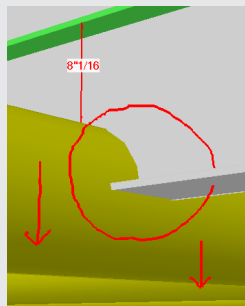


Create a project.

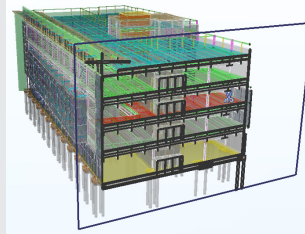


Open the project and add models created by project members to it. Group the models.

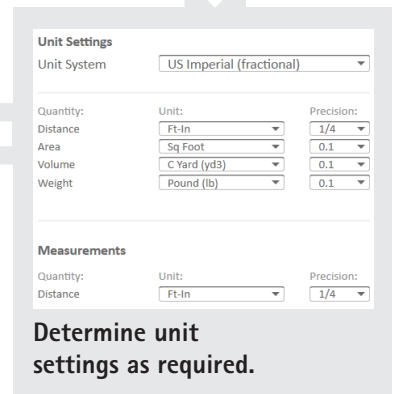
Validate your models by creating and running conflict checks.



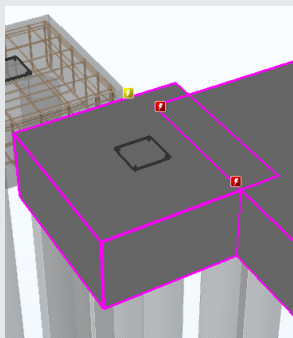
Add markups: measure distances between objects and draw redlining on the model view.



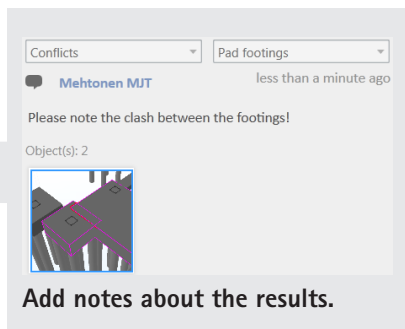
Adjust your view: add clip planes, show and hide objects, change color of objects, and select a representation mode.



Determine unit settings as required.



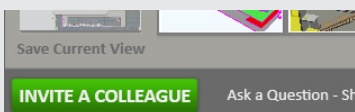
Inspect the results of the conflict checks.



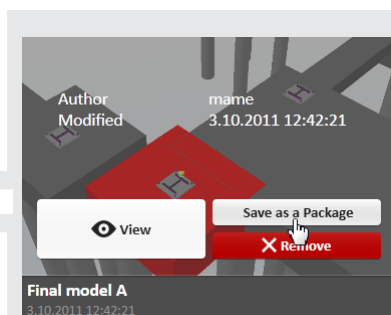
Add notes about the results.



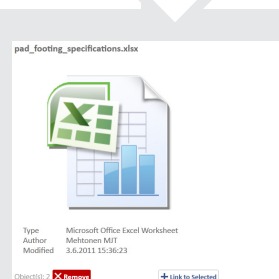
Adjust the view to show important details and save the view with all necessary details, like colors and clip planes.



Send the package to your project team.



Save the project as a package.



Add additional project documentation such as datasheets and specifications.